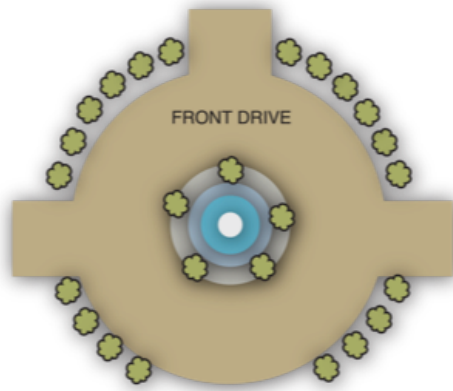


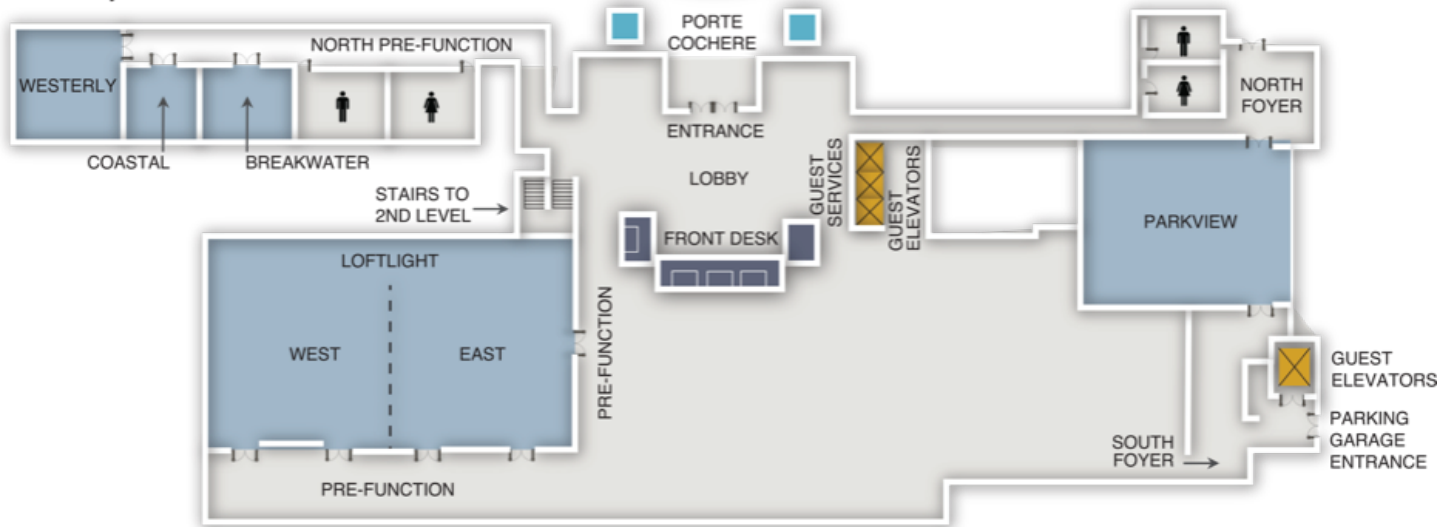
meeting room	DIMENSIONS				CAPACITY			
	l x w x h	sq. ft.	theater	schoolroom	conference	ushape	reception	banquet
<i>lobby level</i>								
Pre-Function Lobby	160x15x9	2,400	---	---	---	---	200	---
Loftlight	106x64x17	6,784	900	425	---	---	1,000	600
Loftlight East	64x53x17	3,392	400	200	50	60	500	300
Loftlight West	64x53x18	3,392	450	200	50	60	500	300
Westerly	26x26x8.5	676			14			
Coastal	26x23x8.5	598	30	20	14	20	30	30
Breakwater	26x23x8.5	598	30	20	14	20	30	30
Parkview	52x47x9	2,444	200	20	40	40	200	170
<i>lower level</i>								
Shoreacre	142x90	8,625	650	400	---	---	700	480
Shoreacre 1	69x43	3,115	240	144	---	---	260	180
Shoreacre 2	73x45	3,295	280	168	---	---	300	190
Shoreacre 3	47x45	2,215	170	96	---	---	175	120
Shoreacre 1 & 2	142x43	6,410	500	312	---	---	560	370
Shoreacre 2 & 3	47x90	5,510	450	264	---	---	475	310
<i>2nd floor</i>								
Seawall	52x26x9	1,248	100	70	40	40	100	80
Seawall West	26x24x9	624	50	30	22	20	50	40
Seawall East	26x24x9	624	50	30	22	20	50	40
Beachgrass	52x26x9	1,248	100	70	40	40	100	80
Beachgrass East	26x24x9	624	50	30	22	20	50	40
Beachgrass West	26x24x9	624	50	30	22	20	50	40
Updrift	48x26x9	1,152	90	70	40	40	100	80
Updrift East	22x24x9	528	20	20	12	10	30	20
Updrift West	26x24x9	624	50	30	22	20	50	40
Driftwood	52x26x10	1,352	100	70	40	40	100	80
Driftwood East	24x26x10	624	50	30	20	20	50	40
Driftwood West	24x26x10	624	50	30	20	30	50	40
Peninsula	62x27x12	1,674	175	90	50	44	100	100

*west drift*

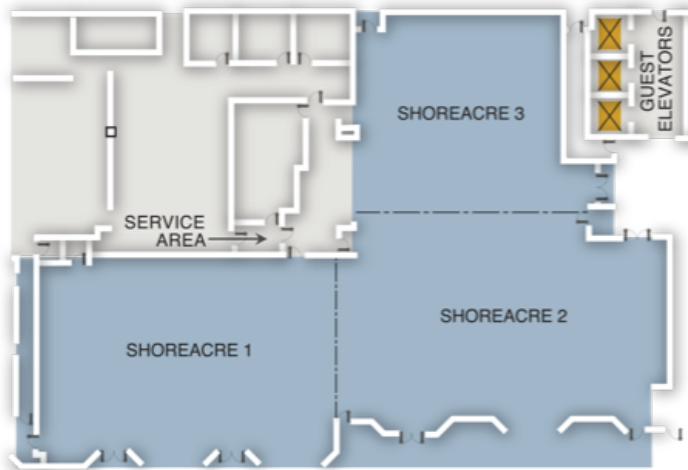
MANHATTAN BEACH



## lobby level



## lower level



## 2nd floor

